





Annesley Cinema

Film	Start Time
 <p>Monsters University</p>	10:15 am
 <p>Wreck-It Ralph</p>	12:30 pm
 <p>Brave</p>	3:40 pm
 <p>Despicable Me 2</p>	14:00 pm

Remember: am is morning, pm is afternoon

Challenge 1

Brave is 1 hours long. What time will it end?

How long is there from the start of Monsters University to the start of Wreck-It Ralph

Despicable Me 2 is 2 hours long. What time will it end?





How long is there from the start of Monsters University to the start of Despicable Me 2?

Monsters University is 1 hour and 30 minutes long. What time will it end?

Due to a problem in the cinema, Wreck-It Ralph starts 30 minutes later than expected. What time does it start?

Due to a problem in the cinema, Brave starts 20 minutes later than expected. What time does Brave start?

Annesley Cinema

Film	Start Time
 <p>Monsters University</p>	10:30 am
 <p>Wreck-It Ralph</p>	12:45 pm
 <p>Brave</p>	3:45 pm
 <p>Despicable Me 2</p>	8:00 pm

Remember: am is morning, pm is afternoon

Challenge 2 and 3

Brave is $1\frac{1}{2}$ hours long. What time will it end?

How long is there from the start of Monsters University to the start of Wreck-It Ralph?

Despicable Me 2 is $1\frac{1}{2}$ hours long. What time will it end?

How long is there from the start of Monsters University to the start of Despicable Me 2?

Monsters University is 1 hour and 40 minutes long. What time will it end?

Due to a problem in the cinema, Wreck-It Ralph starts 25 minutes later than expected. What time does it start?

Due to a problem in the cinema, Brave starts 20 minutes later than expected. What time does Brave start?
