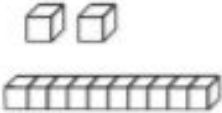
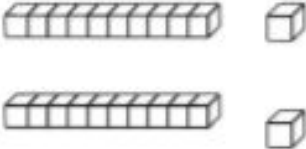

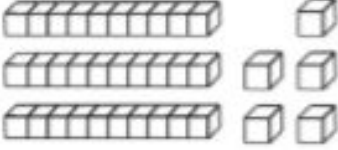


Show how you can represent a number in different ways by partitioning them into tens and ones.

Place Value Worksheet 1

Number	Words	Expanded Form	Picture
12	___ tens ___ ones	___ + ___ = ___	
18	___ tens 8 ones	___ + ___ = ___	
	___ tens ___ ones	___ + ___ = ___	
	___ tens ___ ones	___ + ___ = ___	
	___ tens ___ ones	___ + ___ = ___	
	___ tens 6 ones	40 + ___ = ___	
56	___ tens ___ ones	___ + ___ = ___	