

Making Halves

Lesson
1

In Focus

Holly and Charles share a piece of art paper equally. In what ways can they do this?




This week, we are going to be learning about fractions. Today's lesson will be looking at halves.

Tell an adult, what do you think is a half? Look at different objects in your house, can you halve them? How many parts are there in a half? Why is it important to make sure that there are 2 equal parts? - Use concrete objects to explain your understanding.

Let's Learn


1



Are there other ways to do this?




gets



This is half.



gets

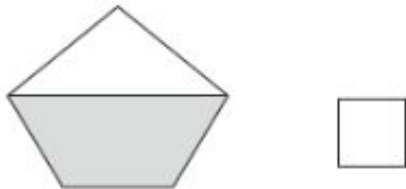
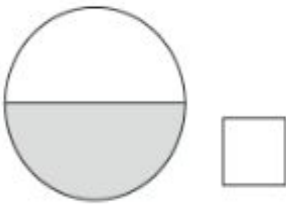
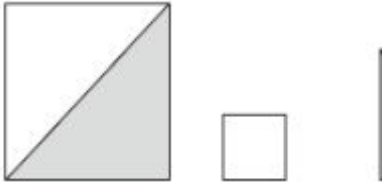


This is also half.

2 halves make the whole piece of art paper.

Look at the shapes below and write the names of the shapes that are shaded in half. Write the names below the shapes.

1 Tick (✓) those that show halves



Write your answer here:

Extension:

Draw a triangle, square, circle and rectangle, and shade in half of the shape equally.