





## Fun Friday! 15/5/20

Dear Parent/Carer,

The Reception team hope that you and your children are safe and well. Here are some ideas and suggestions for a great day with your child.

### Wake and Shake (10 minutes max)

- Let's learn about exercising!
- Exercising is when you do a physical activity so your body can stay fit and healthy.
- Try some of these at home today!
- Time to try some of these yoga moves. How long can you hold the pose? Ask your grown up to join in too.



Click on the website and have a dance!

<https://www.bbc.co.uk/programmes/b006mvsc>

## Story time

Read "The Three Billy Goats Gruff" See the story below. Click on the link to hear the story.

Can you draw and describe the big billy goat?

You can label your picture or write sentences.

Work with your grown up, use the word bank to help you.

For example: The big billy goat has long horns and is clever .

happy	clever	calm	evil
angry	furious	smart	handsome
caring	kind	nasty	ugly
pretty	sly	scary	moody

## Big goat



## Snack time:

Let's have a pizza party!

Pizza toast.

Things you'll need:

- A slice of bread
- Pizza sauce/tomato puree
- Cheese
- Any toppings you like! Tomato, peppers, onions, sweetcorn, pepperoni, chicken, tuna.

What to do:

1. Spread the pizza sauce/tomato puree all over your slice of bread.
2. Sprinkle the cheese over the bread.
3. Add your choice of toppings.
4. Ask a grown up to put it in the oven/under the grill as it is very hot! Cook until the cheese is golden brown.
5. Slice and enjoy! Yum!



**Mathematics :** Let's sing a number rhyme

<https://www.bbc.co.uk/programmes/p06kvjcc>

1 tomato, 2 tomatoes...munch munch munch!

 $7 - 5 = 2$

 $4 - 1 = \underline{\quad}$

 $5 - 2 = \underline{\quad}$

 $8 - 7 = \underline{\quad}$

 $9 - 2 = \underline{\quad}$

 $10 - 3 = \underline{\quad}$



Copyright 2010-2011 Education.com


Created by: [education.com](http://www.education.com)  
[www.education.com/worksheets](http://www.education.com/worksheets)

### Additional activities to do daily

- Correctly write your name using a capital letter for the first letter only.
- Learn to read and write these tricky words: he, she, we, me, be, are, to, do
- Practise your handwriting- make sure you are forming your letters and numbers correctly.
- Read your books.

### Storytime

Read this story together.



<https://www.booktrust.org.uk/books-and-reading/have-some-fun/storybooks-and-games/some-dogs-do>

Let your child use their toys to tell you stories that you've shared. When you're sharing a story together ask why your child thinks something has happened, what might happen next or how they think the story might end?

- Use different voices, like loud voices or squeaky voices, when we're telling stories.

Let your child play with their toys and take a break!

#### Friendship bands:

We're all excited to see our friends when we go back to school! Make a friendship band for your friend.

Things you'll need:

A strip of paper/card long enough to go around your wrist

Colouring pencils/felt tips

Decorations - sequins, glitter, pom poms, feathers, stickers etc.

Decorate your friendship band with things you friend might like - flowers, hearts, rockets, smiley faces.

See if you can write their name too!



Please practise writing all the letters and numbers everyday.

a b c d e f g h i

j k l m n o p q r

1 2 3 4 5 6 7 8 9 10

1 2 3 4 5 6 7 8 9 10

1 2 3 4 5 6 7 8 9 10

**This week's story is.....**

**The 3 Billy Goats Gruff**



Watch and listen to **The Three Billy Goats Gruff**

<https://www.youtube.com/watch?v=LIHOijIWxus&feature=youtu.be>

**Apps you Might Like to Explore with Your Child**



CBeebies Storytime is filled with free interactive story books and bedtime stories for young children and is a great way to enjoy reading with your little one. The library is always growing, with amazing stories featuring all the CBeebies' favourites.

