

## Arithmetic

$$566 - 432 =$$


$$453 - 278 =$$

$$305 - 275 =$$

## Lesson 11

# Dividing by 4 and 8

### In Focus



How do we put these apples into 4 and 8 equal groups?

How many apples would we have in each group if we made 4 equal groups? There would be 6 apples in each group.

Write a mathematical statement for the situation.

Now put the apples into 8 equal groups and also write a mathematical statement for this.

Ask you should hopefully be able to tell, you are dividing the apples and you should be writing division statements.

Now write the multiplication statements.

These are your commutative facts!


Remember, the 8 times table is double that of the 4 times table.

So when we divide by 8, the answer will be half of what it is when divided by 4.

E.g.,  $24 \div 4 = 6$ ,  $24 \div 8 = 3$ . 3 is half of 6. This proves that when we divide by 8. Our answer is half that of when we divide by 4.

## Let's Learn

- 1 Put 24 apples into 4 equal groups.



$$24 \div 4 = 6$$

Each group has 6 apples.


Can they be put into 3 equal groups?



$$4 \times 6 = 24$$



- 2 Put 24 apples into 8 equal groups.



$$24 \div 8 = 3$$

Each group has 3 apples.

$$8 \times 3 = 24$$



## Guided Practice

Write the missing numbers.

1



$$16 \div 4 = 4$$

$$16 \div 8 = 2$$

2



$$40 \div 4 = 10$$

$$40 \div 8 = 5$$

$$40 \div 2 = 20$$



3

$$(a) \quad 28 \div 4 = 7$$

$$7 \times 4 = 28$$

$$(b) \quad 48 \div 8 = 6$$

$$6 \times 8 = 48$$

$$(c) \quad 24 \div 8 = 3$$

$$3 \times 8 = 24$$

$$24 \div 4 = 6$$

$$6 \times 4 = 24$$


$$24 \div 3 = 8$$

$$8 \times 3 = 24$$

# Worksheet 11

## Dividing by 4 and 8

1 Write the missing numbers.



$16 \div 4 = \underline{\quad}$

$16 \div 8 = \underline{\quad}$



$32 \div 4 = \underline{\quad}$

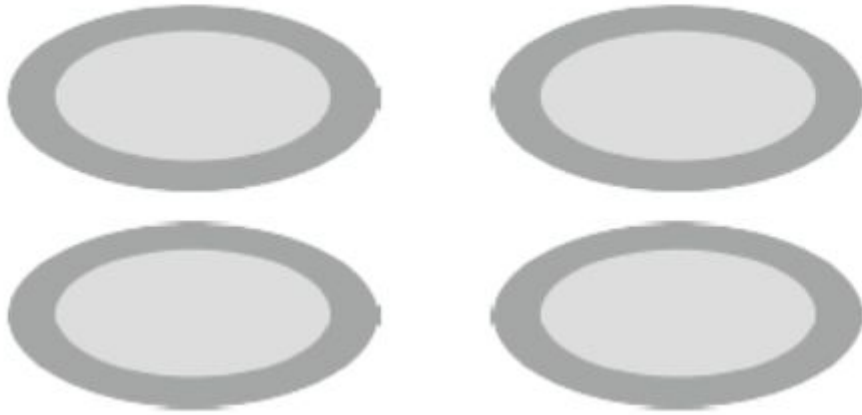
$32 \div 8 = \underline{\quad}$



$24 \div 4 = \underline{\quad}$

$24 \div 8 = \underline{\quad}$


- 2** Divide 20 doughnuts into 4 equal groups.  
Draw these doughnuts on each plate and fill in the blanks.



$20 \div 4 = \underline{\quad}$

$\underline{\quad} \times 4 = 20$

- 3** Draw 7 dots on each ladybird and fill in the blanks.



$7 \times 8 = \underline{\quad}$

$\underline{\quad} \div 8 = 7$

$8 \times 7 = \underline{\quad}$

$\underline{\quad} \div 7 = 8$