

Day 1: Ch 2 and 3

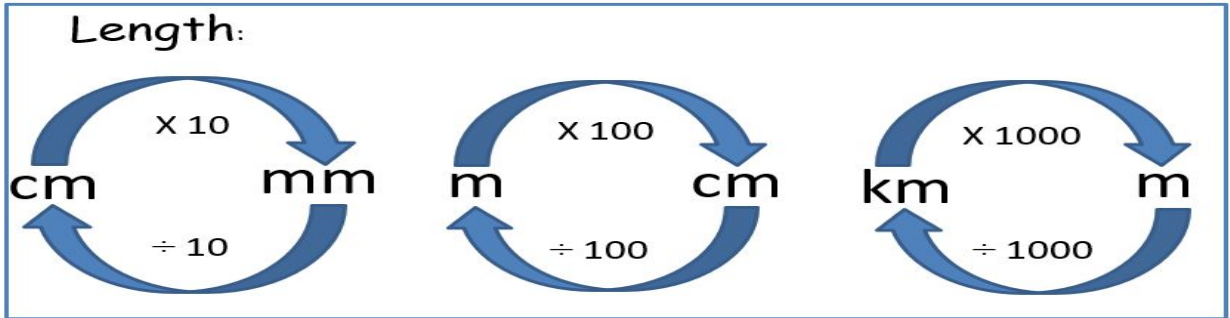
Use the conversion chart and examples to help you complete the MNP worksheet below.

Example 1: Write 213cm in m and cm =

To convert cm to m, the chart tells me to divide by 100.

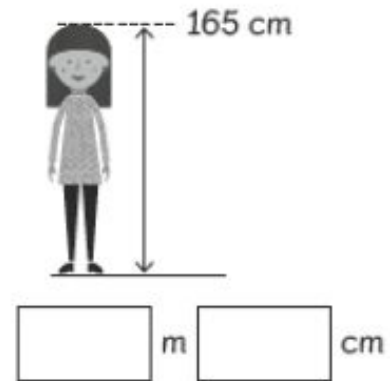
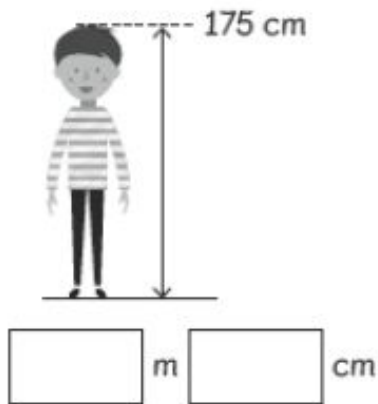
I'm going to take the 200cm and divide by 100, which =2m, there is 13cm left.

So the answer is: 2m and 13cm.



Converting Units of Length

1 Write each height in m and cm.




m =
cm =

m =
cm =


Day 1: Ch 2 and 3

m=
cm=



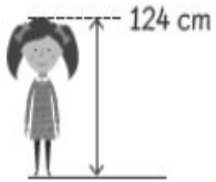
m cm

m=
cm=




m cm

m=
cm=



m cm

m=
cm=








m cm

Question 2 is below.

Day 1: Ch 2 and 3

2 Ruby estimated the heights of some objects in her neighbourhood and recorded her estimations. Complete her table.

Object	in cm	in m and cm	in m
	270 cm		
		1 m 45 cm	
			12.3 m
	705 cm		
			3.6 m

Example
 in m and cm= 2m and 70cm
 in m= 2.7m

in m and cm=
 in m=

in m and cm=
 in m=

in m and cm=
 in m=

in m and cm=
 in m=