

Day 1: Ch 1

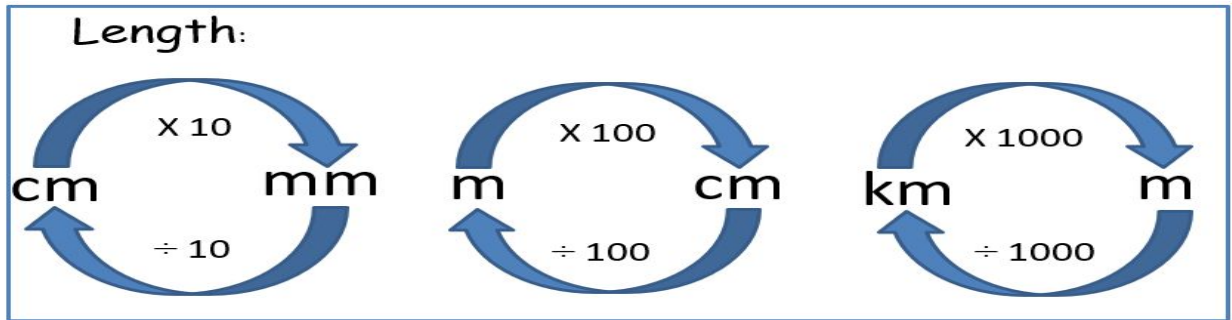
1. Use the conversion chart and examples to help you complete the MNP worksheet below.

Example 1: Write 213cm in m and cm =

To convert cm to m, the chart tells me to divide by 100.

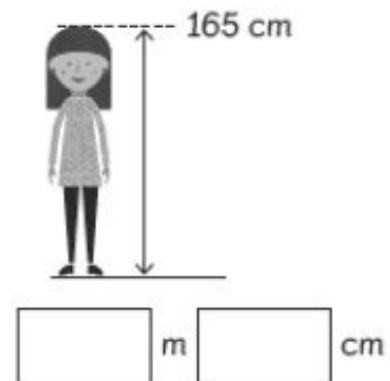
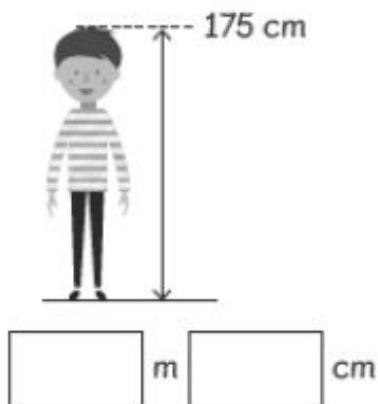
I'm going to take the 200cm and divide by 100, which =2m, there is 13cm left.

So the answer is: 2m and 13cm.



## Converting Units of Length

- 1 Write each height in m and cm.




m =  
cm =


m =  
cm =

Day 1: Ch 1

m=  
cm=



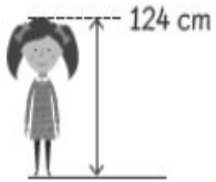
m  cm



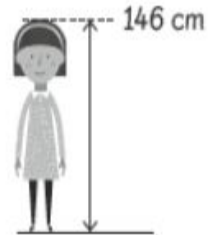
m  cm

m=  
cm=

m=  
cm=



m  cm



m  cm

m=  
cm=