



Magnificent Monday! 4/5/20

Dear Parent/Carer,

The Reception team hope that you and your children are safe and well. We hope you had a lovely weekend. Here are some more ideas and suggestions for a great day with your child.


Wake and Shake (10 minutes max)

- Let's learn about exercising!
- Exercising is when you do a physical activity so your body can stay fit and healthy.
- Try some of these at home today!

Let's do some dancing!

Click on the website and have a dance!

<https://www.bbc.co.uk/programmes/b006mvsc>



Story time

Read "The Frog Prince" story with your adult. See the story below.

Have a go at role playing the story with your family.

What happens first in the story?

What happens next?

What happens after?

What happens last?



Snack time:

Make a fruit salad with your family.

Which fruit will you use?

What is your favourite fruit and why?

What does it taste like? Is it sweet or sour?

Make sure you wash your fruit before eating it. Practise cutting your fruit with adult supervision.

Once you have made your fruit salad, draw it in your books and label the fruit you used.



Mathematics :

Today we will be exploring different patterns.

Can you see any patterns around you?

Draw these patterns in your books and have a go at completing them. Once you finish, try making your own patterns. You can use lots of different things to make patterns. You can try:

- building towers or trains of different-coloured cubes (continuing patterns horizontally and vertically)
- extending patterns using a wide range of identical objects in different colours, e.g. beads; small plastic toys such as bears, dinosaurs, vehicles.

Exploring Patterns

Can you complete the pattern?




What shape comes next?

Which picture would come next? Circle it.



Which brick would come next in the pattern? Circle it.



Which bead would complete the pattern? Circle it.



1 2 3 4 5
6 7 8 9 10



Additional activities to do daily

- Correctly write your name using a capital letter for the first letter only.
- Learn to read and write these tricky words: are, and, was, went, like
- Practise your handwriting- make sure you are forming your letters and numbers correctly.
- Read your books.

Storytime

A squash and a squeeze

<http://www.gruffalo.com/gruffalo/files/30/30dcf001-bce9-4426-852e-1614c1d5c0d4.pdf>

Have a read of this story.

Can you identify any patterns in this story? What is happening?

Let your child play with their toys and take a break!

Understanding the world

Find out about the life cycle of a frog. Click on the link below to see some information and do some of your own research to find out more. You can watch videos, read books and don't forget to ask your parents!

<https://www.bbc.co.uk/bitesize/topics/z6882hv/articles/zttckqt>

What are the different stages?

How does the frog grow?

Please practise writing all the letters and numbers everyday.

Counting 1 - 20

1 2 3 4 5

6 7 8 9 10


11 12 13 14 15

16 17 18 19 20

a b c d e f g h i

j k l m n o p q r

s t u v w x y z



There was once an evil fairy who turned a prince into a frog.



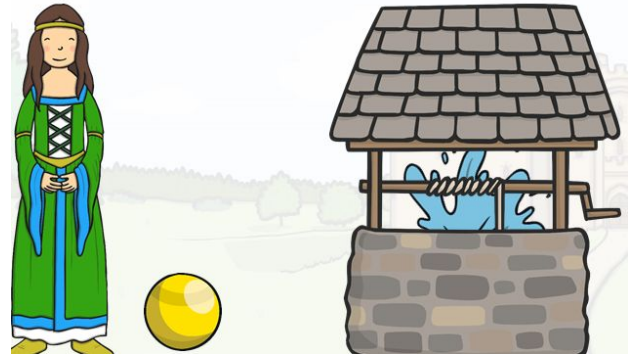
The fairy placed the frog into a well.



One day a beautiful princess was playing near the well with her golden ball.




The ball fell into the well with a splash!




The princess pleaded with the frog to return her ball.



The frog fetched the ball for the princess.




The princess took the ball and ran back to the palace without the frog.




The princess told her father what had happened. He warned her to keep the promises she had made.



So the princess let the frog eat from her plate...



... and sleep in her bed!



After the third night the princess awoke to find a handsome prince stood there!



The prince and the princess were married and lived happily ever after!



