



Thoughtful Tuesday!

Dear Parent/Carer,

The Reception team hope that you and your children are safe and well. We hope you had a lovely weekend. Here are some more ideas and suggestions for a great day with your child.


Wake and Shake (10 minutes max)

- Let's learn about exercising!
- Exercising is when you do a physical activity so your body can stay fit and healthy.
- Try some of these at home today!

Let's do some dancing!

Click on the website and have a dance!

<https://www.bbc.co.uk/programmes/b006mvsc>



Story time

Read "The Frog Prince" story with your adult. See the story below.

In the story there is a well. Design your own magic well that grants 3 wishes. What will be your wishes?



Snack time:

Make some toast with your grown up.

What toppings will you choose? (butter, cheese, jam)

What type of bread will you use ?

What does it taste like? Is it sweet or savoury?

Make sure you wash your hands before eating it. Practise cutting your toast with adult supervision.

Once you have made your delicious toast, draw it in your books.

Talk to your grown up about how you made it.

Maybe you could try making a toasted sandwich in your toasted sandwich maker if you have one!

Mathematics :

Today we will be exploring different patterns.

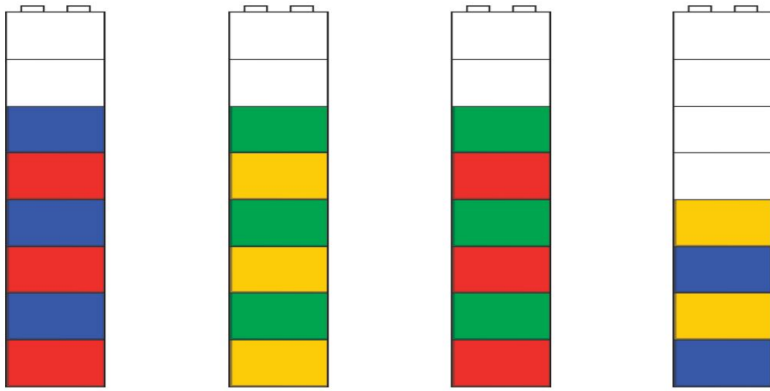
Can you see any patterns around you?

Draw these patterns in your books and have a go at completing them. Once you finish, try making your own patterns. You can use lots of different things to make patterns. You can try:

- building towers or trains of different-coloured cubes (continuing patterns horizontally and vertically)
- extending patterns using a wide range of identical objects in different colours, e.g. beads; small plastic toys such as bears, dinosaurs, vehicles.

Repeating Pattern Building Bricks

Can you continue the repeating patterns?



Additional activities to do daily

- Correctly write your name using a capital letter for the first letter only.
- Learn to read and write these tricky words: are, and, was, went, like
- Practise your handwriting- make sure you are forming your letters and numbers correctly.
- Read your books.

Storytime

Open very carefully

<https://www.booktrust.org.uk/books-and-reading/have-some-fun/storybooks-and-games/open-very-carefully/>

Have a read of this story.

Let your child play with their toys and take a break!

Understanding the world

Life cycle of a frog

Can you draw the life cycle of a frog?

Here are some keywords:

Frogspawn

Tadpole

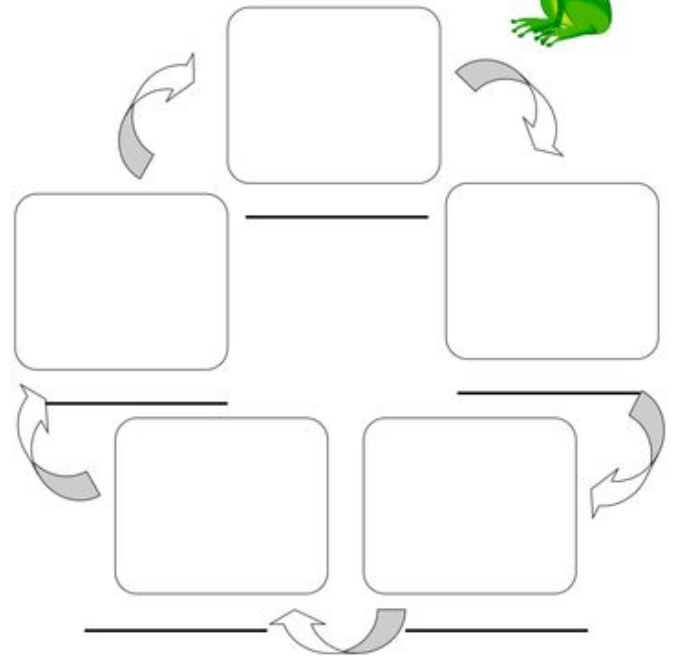
Froglet

Frog

Please practise writing all the letters and numbers everyday.

WALT: understand the life cycle of animalsName: _____

The life cycle of a frog



Counting 1 - 20

1 2 3 4 5

6 7 8 9 10

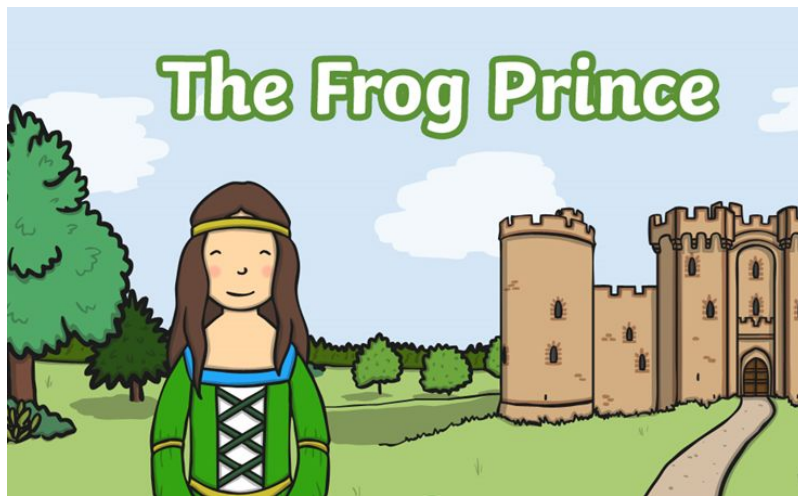
11 12 13 14 15

16 17 18 19 20

a b c d e f g h i

j k l m n o p q r

s t u v w x y z




There was once an evil fairy who turned a prince into a frog.



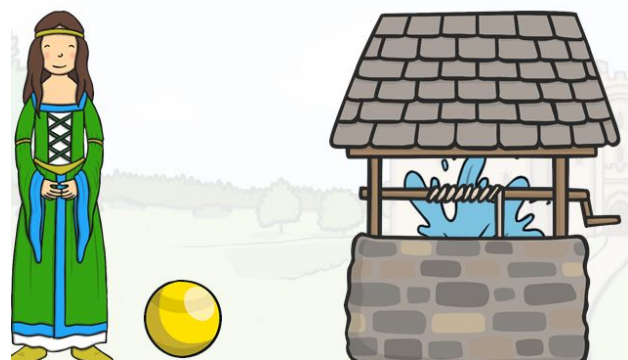
The fairy placed the frog into a well.



One day a beautiful princess was playing near the well with her golden ball.



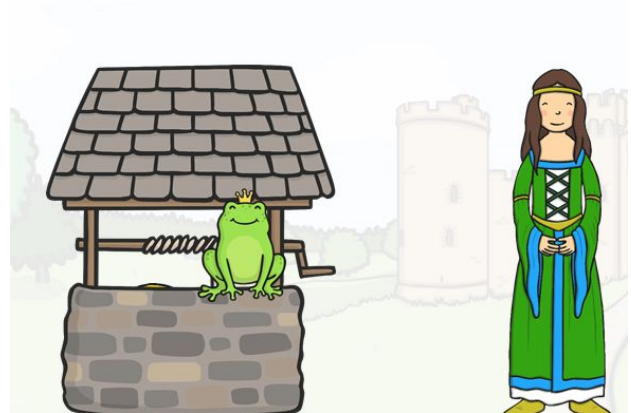
The ball fell into the well with a splash!




The princess pleaded with the frog to return her ball.



The frog fetched the ball for the princess.




The princess took the ball and ran back to the palace without the frog.




The princess told her father what had happened. He warned her to keep the promises she had made.




So the princess let the frog eat from her plate...



... and sleep in her bed!



After the third night the princess awoke to find a handsome prince stood there!



The prince and the princess were married and lived happily ever after!



