

Computing week 4

Week 4: Codemoji

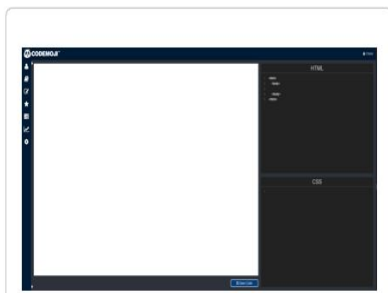
<https://www.codemoji.com/>

This website is great to learn and play games for coding! You can be creative with different projects and activities to get your coding brain on and try something different!

At the end of the week remember to comment on which projects you had a go and what activities you completed!

Codemoji Play Create Projects

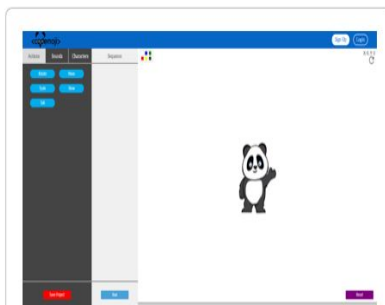
The playground and workshop areas, as we call them, are two different areas where students can create and save both animations and basic webpages. These two areas are design for students to explore and build something amazing.



Code

Code | Play ▶

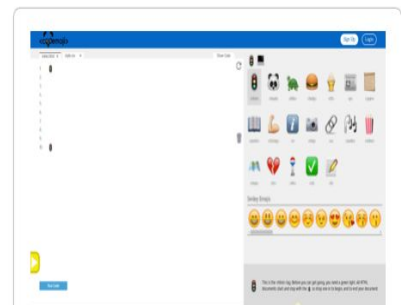
Create your own personalized websites using Codemoji's HTML and CSS site builder.



Workshop

Animate | Play ▶

Create your own animations using Codemoji's unique and user friendly animation builder.



Playground

Build | Play ▶

Create your own personalized websites using Codemoji's unique and user friendly emoji editor.