



Fantastic Friday! 12/6/20

Dear Parent/Carer,

The Nursery team hope that you and your children are safe and well. Here are some ideas and suggestions for a great day with your child. Choose your favourite 3 or do more and if you can, take some photos to share.

What's my name!! (suggested time 10-15 minutes max)

- Cover a board or cardboard in some foil.
- Give your child some markers or paint for them to use.
- Get them to write their name on the foil.
- You could paint the foil and let them use their finger or a stick to write their name.
- Remember to start with a capital letter and the rest are lowercase.



Wake and Shake!

(Suggested time 10 minutes max)



- Let's do a quick workout to start the day! It's called [Andy's Wild Workouts!](#) (Click the link or search for him CBeebies)
 - Can you move like Andy and copy his moves?
 - What move did you like the most?
 - What animals come out at night time?
- Are you ready for an exciting workout!

Listening Walk! (Suggested time 10 minutes max)

- Go for a Listening Walk in your garden or on your daily walk outside.
- If you can't go out, listen to sounds around the house.
- Remind your child, good listeners keep quiet, have ears and eyes ready.
- Listen attentively to the sounds around.
- Talk about the different sounds your child can hear.
- What loud sounds can you hear? Can you hear many quiet sounds?
- Make a list or picture of all the sounds they can remember.



Snack/Lunch (15 minutes)

- Cut a banana into small circles or longways with your child.
- Think of some toppings you could have with banana. Some ideas could be: peanut butter and jam, chocolate spread and coconut, any spread and nuts/berries or dip them in melted chocolate.
- What flavours were your favourite?












Maths (Suggested time 15 minutes)

- Practise some counting!
- Practise counting objects around your house. Can you count up to 10?
- Look at the counting sheet below.
- Support your child to count the pictures and help them write the number in the circle. How many of each object are there?

Farmyard Counting

Count the pictures and write the answers in the circles.

| | |
|--|----------------------|
|  | <input type="text"/> |
|  | <input type="text"/> |
|  | <input type="text"/> |
|  | <input type="text"/> |
|  | <input type="text"/> |
|  | <input type="text"/> |
|  | <input type="text"/> |
|  | <input type="text"/> |
|  | <input type="text"/> |



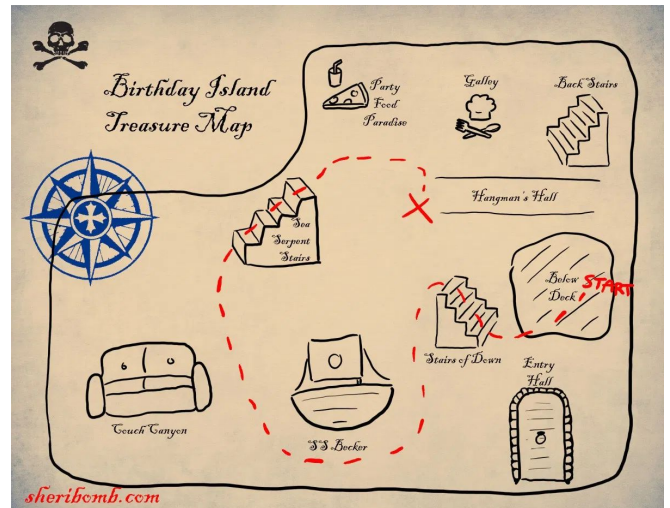
Playtime



- Go on a colour hunt around your house.
- First talk about different colours with your child/show them a colour.
- Ask them to go on a hunt and find items of a specific colour.
- Collect objects in baskets or piles etc.
- What colour items can you find the most of? Where did you find the items?
- When finished, try making a rainbow using all of the different coloured objects.

Topic Activity (15 minutes)

- Our topic this term is Journey's so let's go on a journey around the house/garden.
- Draw a simple treasure map of your house or garden.
- Hide some treasure!!!
- Give your child the treasure map and get them to follow it to try finding the treasure.
- You could draw simple pictures or write clues on the map.
- Let your child try making their own treasure map.
- Have fun exploring!!



Storytime

We're Going on a Bear Hunt
Michael Rosen Helen Oxenbury



- Read or watch the story 'We're Going on a Bear Hunt.'
- <http://www.lovelybooks.co.uk/were-going-on-a-bearhunt>
- Encourage your child to join in with parts of the story.
- Can they make some actions to go with parts of the story?
 - Talk about what is happening in the story.
 - Talk about what sounds might be made when walking through different things such as leaves, stones etc.

