


# Making Turns

## Lesson 3

### In Focus



Our focus for today, is on **making turns**. At home, turn in different **directions** and count how many different turns you can do.

Now tell an adult:

Q: How do we describe **different** ways to turn our bodies? - Look at the image of the children above to help you!

### Let's Learn

1

Amira made a whole turn.

Elliott made a half turn.

Ruby made a quarter turn.

Lulu made a three-quarter turn.

I remain on the same spot when making turns.

Is the turn clockwise or anticlockwise?

Apart from humans, we can also have objects that turn. An example are the clocks below.

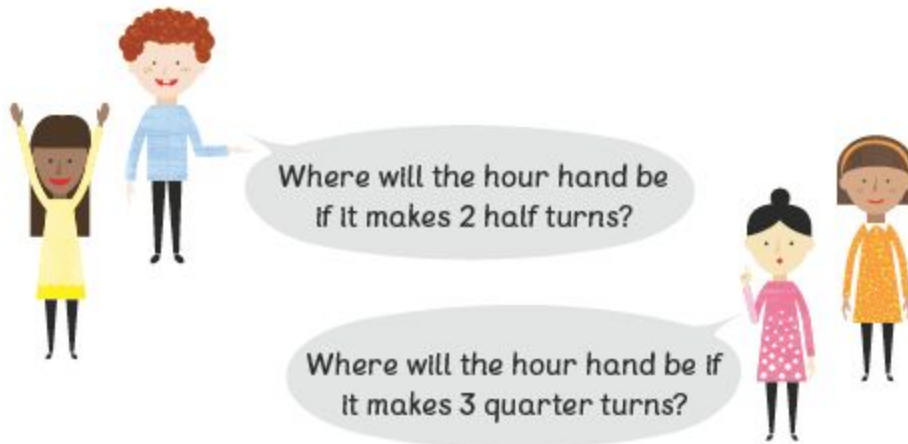
Q: Can you describe the turns each clock makes?

2  The hour hand made a whole turn.



 The hour hand made a half turn.

 The hour hand made a quarter turn.

 The hour hand made a three-quarter turn.



1. Complete the activity below by naming the turns.  
Describe using **whole**, **half**, **a quarter** and **three-quarter**.

<p>(a) </p> <p>_____ turn.</p>	<p>(b) </p> <p>_____ turn.</p>
---	--

Day 5

(c)



\_\_\_\_\_ turn.

(d)



\_\_\_\_\_ turn.

2

(a)



\_\_\_\_\_ turn.

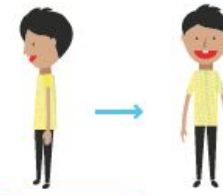
\_\_\_\_\_ turn.

(c)



\_\_\_\_\_ turn.

(d)



\_\_\_\_\_ turn.